

OUTSIDE



Colored Body
OUTSIDE / TECK 30x60



COD. S10787 Teck Antislip **R11** 95

15x60



COD. S13787 Teck Antislip **R11** 45

Colored Body
OUTSIDE / ANTRACITE 30x60



COD. S10788 Antracite Antislip **R11** 95

15x60



COD. S13788 Antracite Antislip **R11** 45

Colored Body
OUTSIDE / TAUPE 30x60



COD. S10784 Taupe Antislip **R11** 95

15x60



COD. S13784 Taupe Antislip **R11** 45

OUTSIDE / ANTRACITE



COD. S20788 Antracite Antislip **R11** 20x120 90

OUTSIDE / TECK



COD. S20787 Teck Antislip **R11** 20x120 90

OUTSIDE / TAUPE



COD. S20784 Taupe Antislip **R11** 20x120 90



OUTSIDE / TAUPE 20x120

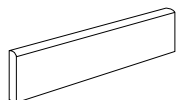
CARATTERISTICHE TECNICHE

TECHNICAL CHARACTERISTICS / CARACTERISTIQUES TECHNIQUES / TECHNISCHE EIGENSCHAFTEN

PEZZI SPECIALI

TRIM PIECES

BATTISCOPA: SBT + COD.

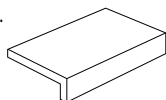


7,5x60

10x120



ELEMENTO L INCOLLATO:
EL + COD.



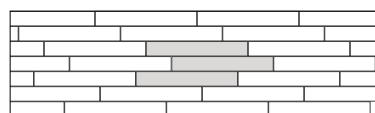
15x60+5

20x120+5



CONSIGLI DI POSA

SUGGESTED LAYING



P.E.I.:

TECK	V
ANTRACITE	V
TAUPE	V

IMBALLI PACKAGING

scatola	boxes	kartons	boites
F.to	Pz	m ²	Kg
20x120	4	0,96	22
30x60	6	1,08	21,7
15x60	12	1,08	20

palette	pallets	paletts	pallet
F.to	Sc	m ²	Kg
20x120	48	46,08	1.080
30x60	40	43,2	888
15x60	60	64,8	1.210